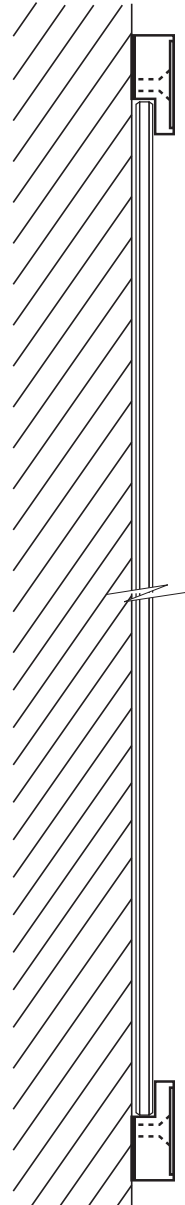




GLASS BOARD "Edge Grip"



Side view



Dimensions



Height: _____ Width: _____

Location :

Series :
"Edge Grip" fasteners

Quantity : _____



COLOUR OPTIONS


T-500 White	T-501 Black	T-537 Haze	T-538 Royal blue	T-556 Charcoal
T-557 Sky blue	T-559 Green	T-560 Lime green	T-561 Orange	T-562 Red

*others on demand


Colour : _____

OPTIONS

Round corner



Square corner



SPECIFICATIONS

- 6mm tempered glass
- Opaque paint on the back of the glass
- 0.7mm painted galvanized steel sheet
- Magnetic or non-magnetic

Note :

Contractor:

Architect:

Project :

Address :

IN DETAIL



6mm Diamond Glass Paint on back 0.7mm Steel sheet

DATE : _____

PAGE _____ OF _____