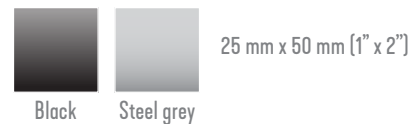


Choice of Colours

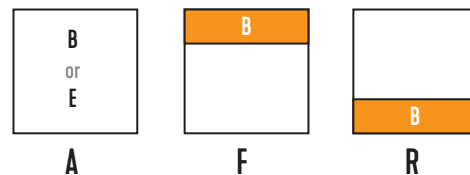


Steel tube structure finishes



Combinations

B: Magnetic display surface
E: Magnetic white porcelain or Laminite



Dimensions

750 A 755 A Magnetic writing surface only	750 755 (F or R) B	750 755 (F or R) E
1525 mm x 1220 mm 60" x 48"	406 mm x 1220 mm 16" x 48"	1067 mm x 1220 mm 42" x 48"
1525 mm x 1830 mm 60" x 72"	406 mm x 1830 mm 16" x 72"	1067 mm x 1830 mm 42" x 72"
1525 mm x 2440 mm 60" x 96"	406 mm x 2440 mm 16" x 96"	1067 mm x 2440 mm 42" x 96"

Other dimensions available on request



Dividing walls 750 | 755



750

755

Model 750

offers the versatility of a rolling base with locking wheels or fixed adjustable legs. The angular leg design lets you close a section of your workspace or create a temporary carrel for privacy. The wall comes with a magnetic white **Laminite** or white **porcelain** surface. A magnetic laminated steel surface with different finishes is also available with some combinations.

Depending on your needs, you can choose heavy duty locking rubber wheels for mobility or a sturdy adjustable leg design for stability.

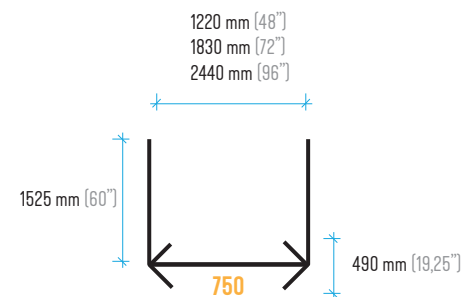
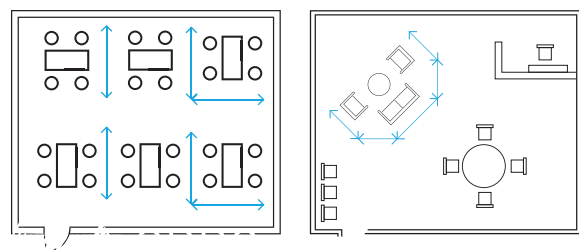
Model 755

features unique straight narrow legs in an inverted "T" shape to blend beautifully with stylish, streamlined decors. The base comes in three colours so you can match the walls to the rest of the room.

Our different finishes of steel lend an elegant look while providing a suitable surface to display documents.



Model 750 is designed for temporary or adjustable setups.



Model 755 is perfect for permanent setups.

